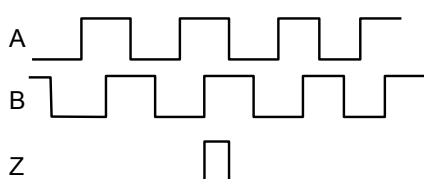


E201 USB Encoder Interface

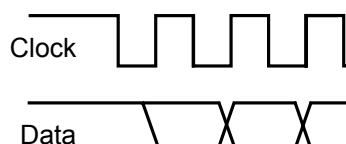


E201-9Q - incremental

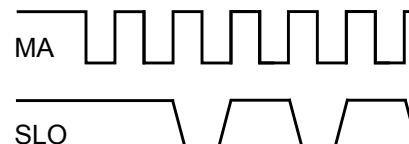
E201-9S - absolute



Absolute SSI



BiSS-C mode (unidirectional)



The E201 is a single channel USB encoder interface suitable for use with a wide variety of 5 V rotary and linear encoders.

It allows encoders to be easily interfaced and powered from a PC using only a USB cable. The E201 is available in 2 versions:

- **E201-9Q supporting incremental encoders**
- **E201-9S supporting absolute SSI and BiSS-C mode (unidirectional) encoders**

Both standard versions are pin compatible with RLS rotary and linear magnetic encoders. The interfaces can also be used with Renishaw encoders.

Two status LEDs are included to indicate USB status and encoder activity.

Demo software installation

Download and install the demo software from www.rls.si/E201. During the installation all necessary drivers are installed.

When installation is completed, connect the E201 interface and configure the software for the encoder you will be using.

Encoder supply voltage and current consumption can be read out by the software. Power supply to the encoder can be switched on/off by the software.

For custom development of a software, a detailed explanation of the ASCII commands can be found in this datasheet under the Programming commands section.

Applications

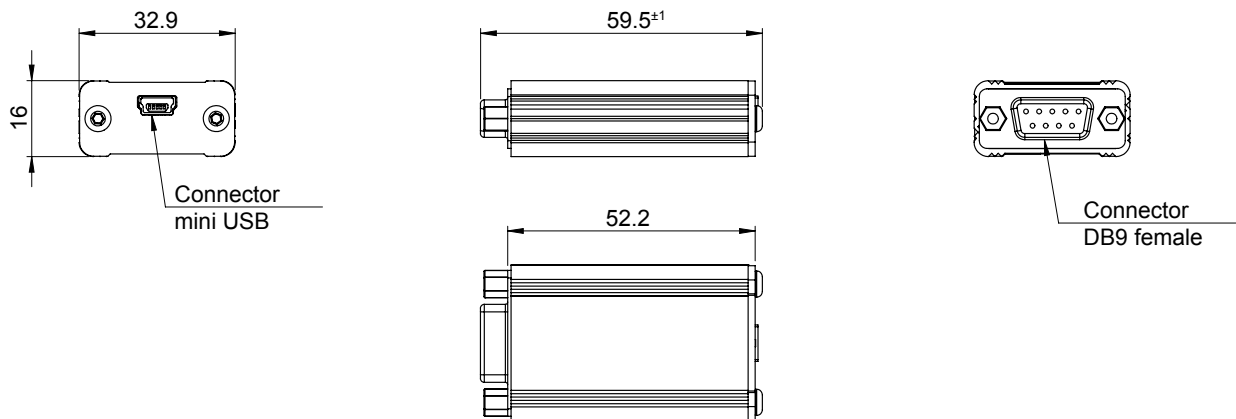
- **Encoder functional test**
- **Encoder demonstration**
- **Metrology**
- **Gauging**
- **PC based machinery**

E201-9Q - for 5 V incremental encoders

The E201-9Q counts edges from 5 V incremental encoders and allows the count value to be read by a PC using simple ASCII commands over a USB connection.

Dimensions

Dimensions and tolerance in mm.



Technical specifications

Power supply	5 V
Power consumption	65 mA (without encoder connected)
Inputs	RS422 differential A, B, Z, A-, B-, Z- or single ended A, B, Z with 5 V TTL levels
Maximum count rate	2 MHz, if using reference marks 30 MHz, if not using reference marks <i>Not suitable for high speed optical encoders or encoders with noise</i>
USB connector	USB 1.1 Full Speed; USB 5 pin mini-B connector
Drivers	Virtual Com Port (VCP) drivers available for 32-bit and 64-bit Windows (XP, Vista, 7 and 8/8.1)
Cable length	1 meter standard A to mini-B USB cable (supplied)
Operating temperature	0 °C to +45 °C
Environmental sealing	IP20 - indoor use only
Mass	42 g (interface without USB cable)

Connections

Pin	Function
1	0 V
2	Z+
3	B+
4	A+
5	5 V
6	Z-
7	B-
8	A-
9	0 V

Encoder input
(‘D’ type connector - 9 way)

NOTE: Connections are directly compatible with the pin-out for RLS encoders. When used with Renishaw encoder, the encoder pin-out might need to be modified.

Status LEDs

LED colour	USB	Encoder
Red	Disconnected	Reference mark found
Yellow	Connected	Encoder not moving
Green	Communication in progress	Encoder moving

Ordering code

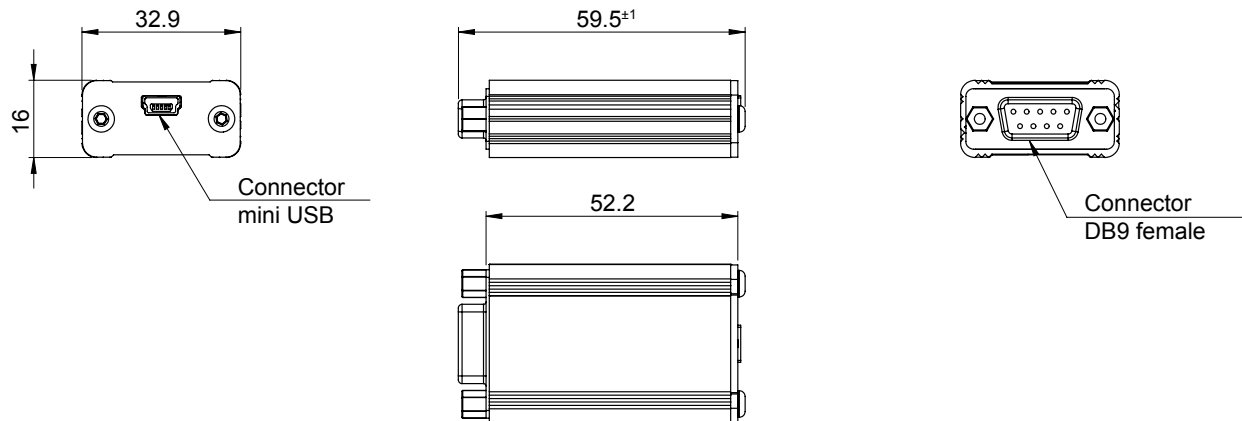
E201-9Q USB interface for use with **incremental** encoders

E201-9S - for 5 V absolute SSI/BiSS-C mode (unidirectional) encoders

The E201-9S interrogates an SSI/BiSS encoder and allows the data to be read by a PC using simple ASCII commands over a USB connection.

Dimensions

Dimensions and tolerance in mm.



Technical specifications

Power supply	5 V
Power consumption	65 mA (without encoder connected)
Data outputs	Clock/MA (differential pair - RS422)
Data inputs	Data/SLO (differential pair - RS422)
USB connector	USB 1.1 Full Speed; USB 5 pin mini-B connector
Drivers	Virtual Com Port (VCP) drivers available for 32-bit and 64-bit Windows (XP, Vista, 7 and 8/8.1)
Cable length	1 meter standard A to mini-B USB cable (supplied)
Operating temperature	0 °C to +45 °C
Environmental sealing	IP20 - indoor use only
Mass	42 g (interface without USB cable)

Connections

Pin	Function	
	SSI encoder	BiSS encoder
1	0 V	0 V
2	Clock+	MA+
3	Clock-	MA-
4	NC	NC
5	5 V	5 V
6	Data+	SLO+
7	Data-	SLO-
8	NC	NC
9	0 V	0 V

NOTE: BiSS is hardware compatible to SSI.

NOTE: Connections are directly compatible with the pin-out for RLS encoders. When used with Renishaw encoder, the encoder pin-out might need to be modified.

Status LEDs

LED colour	USB	Encoder
Red	Disconnected	Encoder not connected
Yellow	Connected	-
Green	Communication in progress	Encoder connected

Ordering code

E201-9S USB interface for use with **absolute** SSI and BiSS-C mode (unidirectional) encoders

Programming commands

NOTE: Note this section is only needed if you wish to develop your own software. The E201 is provided with simple display software.

This section contains detailed information on the communication between the E201 interface and PC which is needed to develop a customised software.

Installation of USB Drivers

Download the E201 software which includes the USB drivers from www.rls.si/E201 and follow the installation steps. The drivers will be installed during the software installation. The E201 interface will appear as a new Virtual COM port on the computer. The actual port number assigned depends on how many COM ports are already in use on the PC.

In Windows 7 this can be found under:

Control Panel > System > Device Manager > Ports (COM & LPT)

Supported operating systems: 32-bit and 64-bit Windows (XP, Vista, 7 and 8/8.1)

Communications

The E201 interface responds to ASCII commands received over the USB acting as a virtual serial port. No CR character is required after any command. Speed settings of the virtual serial port can be any value.

Command set E201-9Q

ASCII COMMAND	ACTION	INTERFACE RESPONSE (with example)
v	E201-9Q returns software version + CR	E201-9Q V1.18 + CR
s	Interface serial number in 8 Hex numbers	aaaaaaaa : bbbbbbbb : cccccccc + CR
r	Interface product serial number (6 characters; written on Interface housing)	51X499 + CR nnnnnn + CR where: n = product serial number
?	E201-9Q returns 3 decimal values (width not fixed) separated by colons and terminated with CR	3412:2596:1 + CR nnnn:rrrr:ssss + CR where: n = encoder count r = count value when reference/index was last seen s = status (status value of 1 shows that a reference was detected - use 'c' command to clear)
!	E201-9Q returns 4 decimal values (width not fixed) separated by colons and terminated with CR	3412:2596:1:3574 + CR nnnn:rrrr:ssss:tttt + CR where: n = encoder count r = count value when reference/index was last seen s = status (status value of 1 shows that a reference was detected - use 'c' command to clear) t = timestamp of position in μ s Note: available in E201 interface version 1.18 (and later)
>	E201-9Q returns 24 character hexadecimal string + CR comprising 3 sets of 8 character hexadecimal strings	00000d5400000a2400000001 + CR nnnnnnnnrrrrrrrrssssssss + CR where: n = encoder count (signed 32 bit) r = count value when reference/index last seen (signed 32 bit) s = status (status value of 1 shows that a reference was detected - use 'c' command to clear)
<	E201-9Q returns 32 character hexadecimal string + CR comprising 4 sets of 8 character hexadecimal strings	0000000000000000000000003425fcd8 + CR nnnnnnnnrrrrrrrrssssssstttttt + CR where: n = encoder count r = count value when reference/index was last seen s = status t = timestamp of position in μ s Note: Available in E201 interface version 1.18 (and later)
l	Begin Index mode. On every reference/index E201-9Q returns position as 8 character hexadecimal string	On command: no response On index: l = 00000ec9 + CR l = nnnnnnnn + CR where: n = encoder count on reference/index
i	Stop Index mode (stops returning position on every reference/index)	-
c	E201-9Q clears reference status flag	-
z	E201-9Q sets current count value to zero (this also affects reference mark position)	-
a	E201-9Q clears zero offset value stored by 'z' command	-
e	Read encoder supply status, voltage and current consumption (fixed width)	1 : 4.975 V : 0070 mA + CR s : a.aaa V : bbbb mA + CR
n	Turn on power supply to encoder (default at power-up)	ON + CR
f	Turn off power supply to encoder	OFF + CR
p	Status of hardware input pins on interface (0 or 1)	110 + CR abz + CR
1	Begin auto transmission of encoder position in decimal form at 1 kHz rate	1234 + CR nnnn + CR
0	Stop auto transmission	-

Command set E201-9S

ASCII COMMAND	ACTION	INTERFACE RESPONSE (with example)	SSI encoder	BiSS encoder
v	E201-9S returns software version + CR	E201-9S V1.18 + CR	✓	✓
s	Interface serial number in 8 Hex numbers	aaaaaaaa : bbbbbbbb : cccccccc + CR	✓	✓
r	Interface product serial number (6 characters; written on Interface housing)	78J077 + CR nnnnnn + CR where: n = product serial number	✓	✓
?	E201-9S returns encoder position in decimal representation (width not fixed)	1234 + CR nnnn + CR where: n = encoder count	✓	
>	E201-9S returns 8 Hex digits with encoder position	00000d54 + CR nnnnnnnn + CR where: n = encoder count (signed 32 bit)	✓	
!	E201-9Q returns 2 decimal values (width not fixed) separated by colon and terminated with CR	1234:5678 + CR nnnn:ttt + CR where: n = encoder count t = position timestamp in µs	✓	
4	E201-9S returns 16 character hexadecimal string + CR comprising 64 SLO bits, synchronised to 64 MA clocks Used for BiSS C-mode (unidirectional) encoders Note: Available in E201 interface version 1.16 (and later)	c004c9ba71753000 + CR nnnnnnnnnnnnnnnnnn + CR where: n = SLO bits in 16 Hex digits, comprising Ack, Start, Cds (always '0') in BiSS C mode (unidirectional), Position, Status and CRC bits.*		✓
b	Read current word width that is read from encoder	31 bit + CR nn bit + CR	✓	
Bnn+CR	Set word width; n can be one or two characters	OK 31 bit + CR or B param error + CR OK nn bit + CR N = 1 to 31	✓	
m	Read current encoder clock frequency	3 = 140 kHz + CR or 9 = ERROR n = xxx kHz + CR	✓	✓
Mn	Set SSI and BiSS clock frequency: 7 = 2.2 MHz 6 = 1.1 MHz 5 = 560 kHz 4 = 280 kHz 3 = 140 kHz (default) 2 = 70 kHz 1 = 35 kHz	frequency 5 + CR or M param error + CR frequency n + CR where: n = 1 to 7	✓	✓
e	Read encoder supply status, voltage and current consumption (fixed width)	1 : 4.975 V : 0070 mA + CR s : a.aaa V : bbbb mA + CR	✓	✓
n	Turn on power supply to encoder (default at power-up)	ON + CR	✓	✓
f	Turn off power supply to encoder	OFF + CR	✓	✓
p	Status of hardware input pins on interface	_11 + CR xcd + CR x = space character c = clock pin (0 or 1), should be 1 d = data pin (0 or 1), should be 1	✓	✓
1	Begin auto transmission of encoder position in decimal form at 1 kHz rate	1234 + CR nnnn + CR	✓	
0	Stop auto transmission	-	✓	

* The user must decode the SLO bits into Position, Status and CRC according to the corresponding bit lengths. Eg.: If the Position, Status and CRC length is 26 bits, 2 bits and 6 bits respectively, the response c004c9ba71753000 is decoded as 0x19374E2 (Position), 0x03 (Status) and 0x2A (CRC, $x^6 + x + 1$ polynomial, inverted).

Head office

RLS merilna tehnika d.o.o.
Poslovna cona Žeje pri Komendi
Pod vrbami 2
SI-1218 Komenda
Slovenia

T +386 1 5272100
F +386 1 5272129
E mail@rls.si
www.rls.si

Document issues

Issue	Date	Page	Corrections made
1	12. 4. 2011	-	New document
2	14. 3. 2013	5 and 6	Added BiSS - C mode and Command set in E201-9S and E201-9Q
3	14. 7. 2014	2, 3, 4	Dimension drawings added; windows compatibility updated

RENISHAW  is our worldwide sales support partner for Magnetic Encoders.

Australia
T +61 3 9521 0922
E australia@renishaw.com

Austria
T +43 2236 379790
E austria@renishaw.com

Brazil
T +55 11 4195 2866
E brazil@renishaw.com

Canada
T +1 905 828 0104
E canada@renishaw.com

The People's Republic of China
T +86 10 8448 5306
E beijing@renishaw.com

Czech Republic
T +420 5 4821 6553
E czech@renishaw.com

France
T +33 1 64 61 84 84
E france@renishaw.com

Germany
T +49 7127 9810
E germany@renishaw.com

Hong Kong
T +852 2753 0638
E hongkong@renishaw.com

Hungary
T +36 23 502 183
E hungary@renishaw.com

India
T +91 20 6674 6751
E india@renishaw.com

Israel
T +972 4 953 6595
E israel@renishaw.com

Italy
T +39 011 966 10 52
E italy@renishaw.com

Japan
T +81 3 5366 5316
E japan@renishaw.com

The Netherlands
T +31 76 543 11 00
E benelux@renishaw.com

Poland
T +48 22 577 11 80
E poland@renishaw.com

Russia
T +7 495 231 1677
E russia@renishaw.com

Singapore
T +65 6897 5466
E singapore@renishaw.com

Slovenia
T +386 1 52 72 100
E mail@rls.si

South Korea
T +82 2 2108 2830
E southkorea@renishaw.com

Spain
T +34 93 663 34 20
E spain@renishaw.com

Sweden
T +46 8 584 90 880
E sweden@renishaw.com

Switzerland
T +41 55 415 50 60
E switzerland@renishaw.com

Taiwan
T +886 4 2473 3177
E taiwan@renishaw.com

UK
T +44 1453 524524
E uk@renishaw.com

USA
T +1 847 286 9953
E usa@renishaw.com

For all other countries
Please contact RLS' head office

T +386 1 52 72 100
E mail@rls.si