

# AksIM™ PWM readhead with PWM communication interface and longer cable

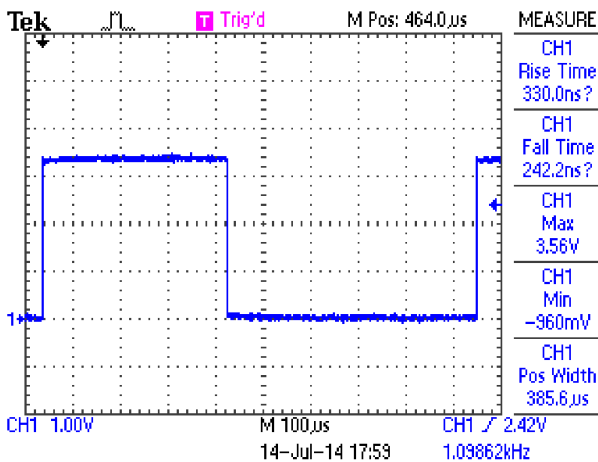
## Setup

AksIM MHA7PWE16BT40F00 readhead with MRA7 ring.

Flying end of a 4 meters long cable is connected to a 5.0 V supply and PWM output to oscilloscope with 10:1 probe. Power supply voltage measured on the readhead is 4.7 V which is well inside tolerated range.

## Measurements:

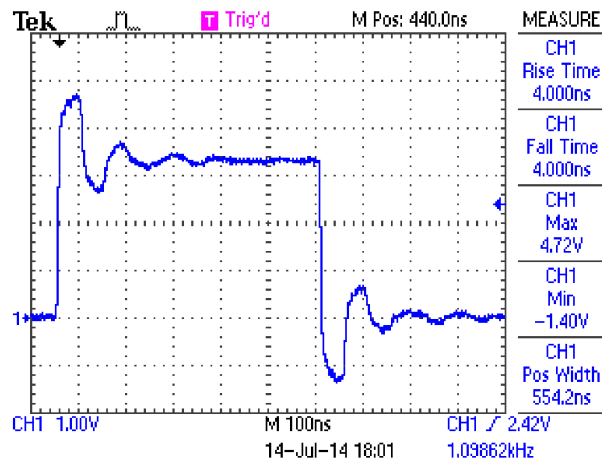
PWM communication interface with variant E (1099 Hz) of the “PWE” option:



Measured frequency is 1098.6 Hz.

Voltage is 0 V to 3.3 V. Measured values slightly differ due to overshoot spikes.

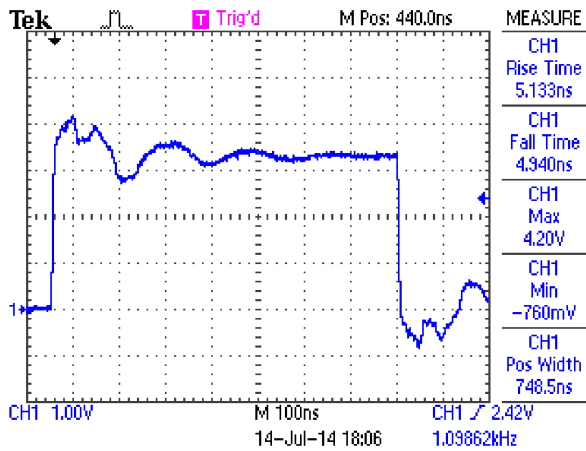
Short pulse shape with inner and outer shields unconnected and PWM line not terminated:



Overshoot for 1.4 V and undershoot for -1.4 V.

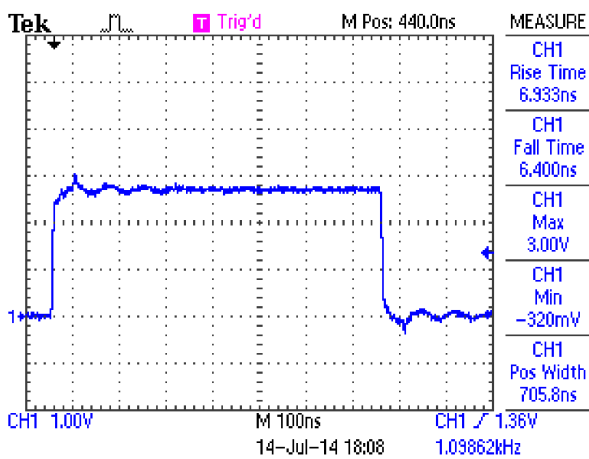
Ringing clearly visible.

Inner shield connected to GND and PWM line not terminated:



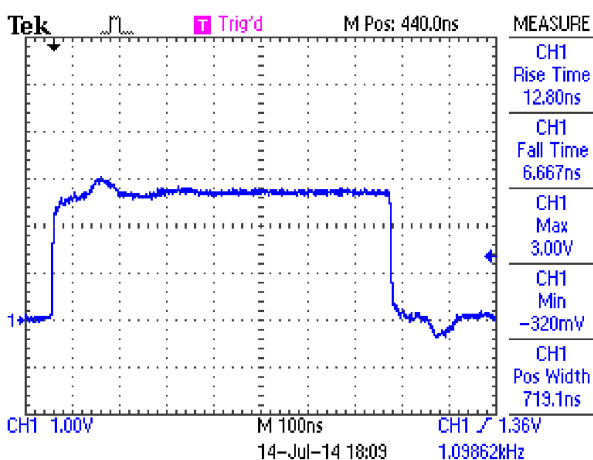
Overshoot for 0.9 V and undershoot for -0.8 V.

Inner shield not connected and PWM line terminated with 120 Ω resistor to GND:



Termination reduces ringing and overshoots to nearly zero but signal drop is noticeable. Voltage is 2.8 V.

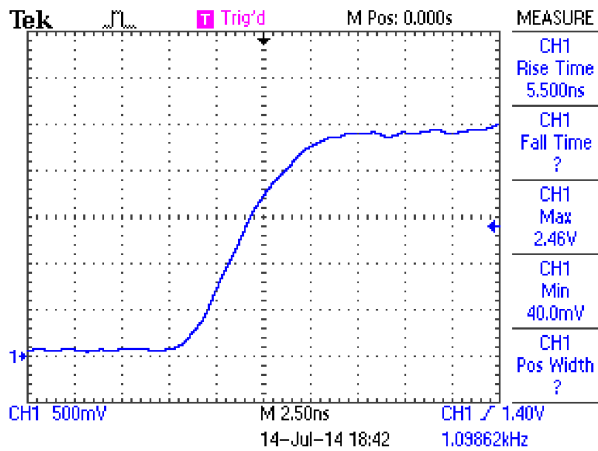
Inner shield connected to GND and PWM line terminated with 120 Ω resistor to GND:



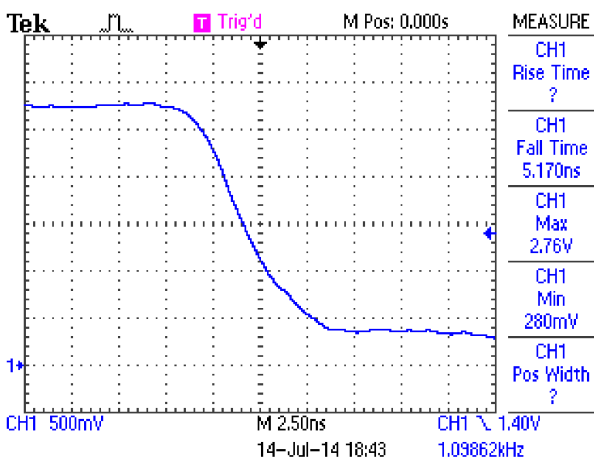
Signal bouncing is visible but does not affect the performance.

This connection scheme is preferred as it reduces overshoots and improves noise immunity.

Rise time measurement:



Fall time measurement:



Rise and fall time is 5.5 ns in worst case.

## Conclusion:

Preferred connection scheme is:

Inner shield connected to GND and PWM line terminated with 120  $\Omega$  resistor to GND.

Outer shield connected to earthing point as per data sheet MHA.

Minimum power supply at the beginning of the cable is 4.4 V.

Receiver must be able to read the digital signal that has levels of 0 V for logical zero and 2.8 V for logical one.

One PWM step length is 13.9 ns long (one count of resolution of 16-bit encoder).

If accurate position readout is required, then rise and fall times should be taken into account.

## Head office

---

### RLS merilna tehnika d.o.o.

Poslovna cona Žeje pri Komendi  
Pod vrbami 2  
SI-1218 Komenda  
Slovenia

**T** +386 1 5272100

**F** +386 1 5272129

**E** [mail@rls.si](mailto:mail@rls.si)

**www.rls.si**

## Document issues

Issue	Date	Page	Corrections made
1	5. 5. 2016	-	New document

This product is not designed or intended for use outside the environmental limitations and operating parameters expressly stated on the product's datasheet. Products are not designed or intended for use in medical, military, aerospace, automotive or oil & gas applications or any safety-critical applications where a failure of the product could cause severe environmental or property damage, personal injury or death. Any use in such applications must be specifically agreed to by seller in writing, and is subject to such additional terms as the seller may impose in its sole discretion. Use of products in such applications is at buyer's own risk, and buyer will indemnify and hold harmless seller and its affiliates against any liability, loss, damage or expense arising from such use. Information contained in this datasheet was derived from product testing under controlled laboratory conditions and data reported thereon is subject to the stated tolerances and variations, or if none are stated, then to tolerances and variations consistent with usual trade practices and testing methods. The product's performance outside of laboratory conditions, including when one or more operating parameters is at its maximum range, may not conform to the product's datasheet. Further, information in the product's datasheet does not reflect the performance of the product in any application, end-use or operating environment buyer or its customer may put the product to. Seller and its affiliates make no recommendation, warranty or representation as to the suitability of the product for buyer's application, use, end-product, process or combination with any other product or as to any results buyer or its customer might obtain in their use of the product. Buyer should use its own knowledge, judgment, expertise and testing in selecting the product for buyer's application, end-use and/or operating environment, and should not rely on any oral or written statement, representation, or samples made by seller or its affiliates for any purpose. EXCEPT FOR THE WARRANTIES EXPRESSLY SET FORTH IN THE SELLER'S TERMS AND CONDITIONS OF SALE, SELLER MAKES NO WARRANTY EXPRESS OR IMPLIED WITH RESPECT TO THE PRODUCT, INCLUDING ANY WARRANTY OF MERCHANTABILITY OR FITNESS FOR ANY PARTICULAR PURPOSE, WHICH ARE DISCLAIMED AND EXCLUDED. All sales are subject to seller's exclusive terms and conditions of sale which, where the seller is (a) RLS merilna tehnika d.o.o., are available at <https://www.rls.si/customer-service>, (b) Renishaw, Inc., are available at <http://www.renishaw.com/Shop/legal/en/-42186>, or (c) another person, are available on request, and in each case, are incorporated herein by reference, and are the exclusive terms of sale. No other terms and conditions apply. Buyer is not authorized to make any statements or representations that expand upon or extend the environmental limitations and operating parameters of the products, or which imply permitted usage outside of that expressly stated on the datasheet or agreed to in writing by seller.

RLS merilna tehnika d.o.o. has made considerable effort to ensure the content of this document is correct at the date of publication but makes no warranties or representations regarding the content. RLS merilna tehnika d.o.o. excludes liability, howsoever arising, for any inaccuracies in this document. © 2018 RLS d.o.o.