

UPRG01

Programming Interface

UPRG01 is a programming interface for use with compatible encoders from RLS. The encoders that support this functionality are the LM10, LM13 and LM15 linear and ring encoders. Note that a special option of the encoders with this programmability must be ordered.

The software allows to change the resolution, the edge separation and the counting direction for both linear and ring encoders. The interface is simply connected to a computer via a USB port.

PROGRAM
YOUR
ENCODER

WITH EASY
TO USE
SOFTWARE

LM10/13/15
ENCODER
COMPATIBLE



Features and benefits

- ▶ Easily change encoder preferences
- ▶ Compatible with programmable LM10/13/15 linear or ring encoders
- ▶ Connects with your computer via USB
- ▶ Easy to use software
- ▶ Downloadable from www.rls.si/uprg

Technical specifications

System data

Power supply	5 V
Current consumption	100 mA
USB connector	USB 2.0 and USB 1.1 Full Speed compatible; USB 5 pin mini-B connector
Drivers	Virtual Com Port (VCP) drivers available for: Win 98, 98 SE, 2000/ME, XP, Vista; MAC OS-8, OSC-9, OS X; Linux For other operating systems, download drivers from here .

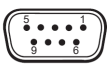
Mechanical data

Dimensions	60 x 33 x 16 mm
Cable	Standard A to mini-B USB cable

Environmental data

Temperature	Operating	0 °C to +45 °C
Environmental sealing		IP20 - indoor use only
EMC compliance		EN 61326

Electrical connections



9-pin D type female connector

Pin	Signal
1	0 V
2	-
3	-
4	A+ (SDA)
5	5 V
6	-
7	-
8	A- (SCL)
9	-

For use with LM10, LM13 and LM15 encoders

For the LM10, LM13 and LM15 encoders the programming software allows you to program the following parameters:

- Resolution
- Minimum edge separation
- Counting direction

Installing the programming software

The programming software can be downloaded from www.rls.si/uprg. Unzip the file, run 'setup_LM10_configurator.exe' for LM10, 'setup_LM13_configurator.exe' for LM13 or 'setup_LM15_configurator.exe' for LM15 and install the software on your computer. Then you can connect the UPRG01 interface to the encoder.

How to program


The LM10, LM13 or LM15 can only be programmed when the LED on the readhead is red. This can be achieved in two ways:

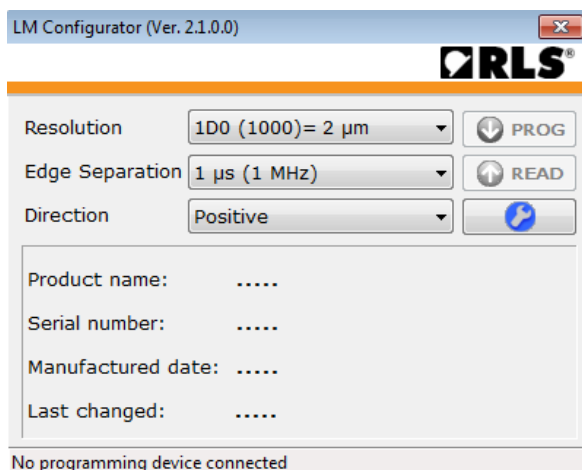
1. Remove the readhead from the magnetic scale.
2. Insert a ferrous metal strip between the readhead and the magnetic scale.

NOTE: The metal strip used should not be magnetised as it could damage the scale.

Once the readhead is connected and the set-up LED is red the software will automatically detect the device. To read the settings press the READ button.

If you wish to reprogram the device, set the required options and press PROG. The device is now programmed to the new settings. The device can be reprogrammed as required.

If more than one device is connected, you can select the port by pressing the Tools button .



LM10 Configurator screen preview

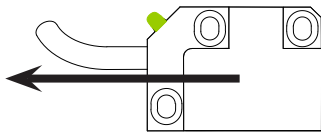
Resolution

LM10, LM13 and LM15 can be used for linear and ring applications, so the resolution is defined by the interpolator factor. Please refer to the [LM10](#), [LM13](#) or [LM15](#) data sheet on which interpolation factor to use.

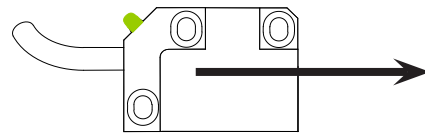
Minimum edge separation (maximum frequency)

Possible settings for LM10, LM13 and LM15 are 0.12 μs , 0.5 μs , 1 μs , 2 μs and 4 μs .

Counting direction



Positive: signal A leads signal B if readhead moves in direction of cable exit



Negative: signal B leads signal A if readhead moves in direction away from cable exit

Head office

RLS Merilna tehnika d. o. o.

Poslovna cona Žeje pri Komendi
Pod vrbami 2
SI-1218 Komenda
Slovenia

T +386 1 5272100
E mail@rls.si
www.rls.si

Global support

Visit our [website](#) to contact your nearest sales representative.

This product is not designed or intended for use outside the environmental limitations and operating parameters expressly stated on the product's datasheet. Products are not designed or intended for use in medical, military, aerospace, automotive or oil & gas applications or any safety-critical applications where a failure of the product could cause severe environmental or property damage, personal injury or death. Any use in such applications must be specifically agreed to by seller in writing, and is subject to such additional terms as the seller may impose in its sole discretion. Use of products in such applications is at buyer's own risk, and buyer will indemnify and hold harmless seller and its affiliates against any liability, loss, damage or expense arising from such use. Information contained in this datasheet was derived from product testing under controlled laboratory conditions and data reported thereon is subject to the stated tolerances and variations, or if none are stated, then to tolerances and variations consistent with usual trade practices and testing methods. The product's performance outside of laboratory conditions, including when one or more operating parameters is at its maximum range, may not conform to the product's datasheet. Further, information in the product's datasheet does not reflect the performance of the product in any application, end-use or operating environment buyer or its customer may put the product to. Seller and its affiliates make no recommendation, warranty or representation as to the suitability of the product for buyer's application, use, end-product, process or combination with any other product or as to any results buyer or its customer might obtain in their use of the product. Buyer should use its own knowledge, judgment, expertise and testing in selecting the product for buyer's application, end-use and/or operating environment, and should not rely on any oral or written statement, representation, or samples made by seller or its affiliates for any purpose. EXCEPT FOR THE WARRANTIES EXPRESSLY SET FORTH IN THE SELLER'S TERMS AND CONDITIONS OF SALE, SELLER MAKES NO WARRANTY EXPRESS OR IMPLIED WITH RESPECT TO THE PRODUCT, INCLUDING ANY WARRANTY OF MERCHANTABILITY OR FITNESS FOR ANY PARTICULAR PURPOSE, WHICH ARE DISCLAIMED AND EXCLUDED. All sales are subject to seller's exclusive terms and conditions of sale which, where the seller is (a) RLS Merilna tehnika d. o. o., are available at <https://www.rls.si/eng/salesterms>, (b) Renishaw, Inc., are available at <https://www.renishaw.com/legal/en/-42186>, or (c) another person, are available on request, and in each case, are incorporated herein by reference, and are the exclusive terms of sale. No other terms and conditions apply. Buyer is not authorized to make any statements or representations that expand upon or extend the environmental limitations and operating parameters of the products, or which imply permitted usage outside of that expressly stated on the datasheet or agreed to in writing by seller.

RLS Merilna tehnika d. o. o. has made considerable effort to ensure the content of this document is correct at the date of publication but makes no warranties or representations regarding the content. RLS Merilna tehnika d. o. o. excludes liability, howsoever arising, for any inaccuracies in this document. © 2020 RLS d. o. o.